



## Download Belarc Advisor Software:

Links to this FREE program are found on the Computer Profile Page.

## WHAT'S UNDER THE HOOD?



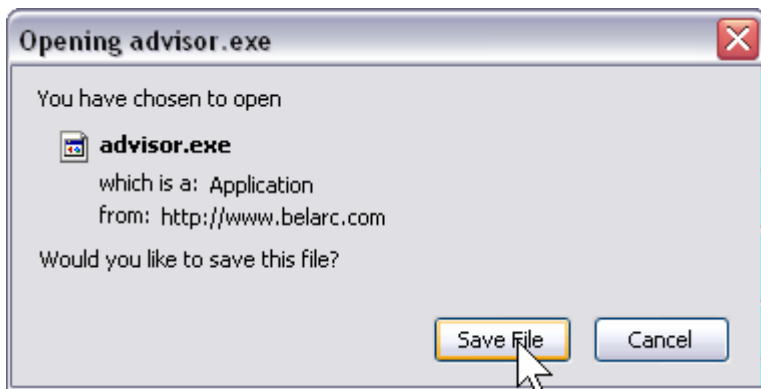
Determining your computer's operating system, video, audio, and other drivers can be a very tedious task. If you would like to analyze your own system we suggest trying [Belarc adviser](#). It is a "FREE" software package that analyzes everything including hardware, software, serial no, key codes, security patches. This analyzer provides the following information:

### \* Computer Profile Summary

- ◆ CIS Benchmark Score (for Windows 2000, XP Pro, and 2003)
- ◆ Virus Protection Status
- ◆ Microsoft Security Update Status
- ◆ Operating System
- ◆ Processor
- ◆ Drives on computer (Hard-drive, CD, DVD, Floppy)
- ◆ System Model No.
- ◆ Type computer (desktop, notebook)
- ◆ Main circuit Board
- ◆ Circuit Board Bus Speeds
- ◆ BIOS Manufacture & Date
- ◆ Memory Modules installed
- ◆ Hard Drive Free Space
- ◆ Printers Installed
- ◆ Software Programs installed / Version, Build
- ◆ Computer & Drive serial no.

Download [Belarc adviser](#) Software





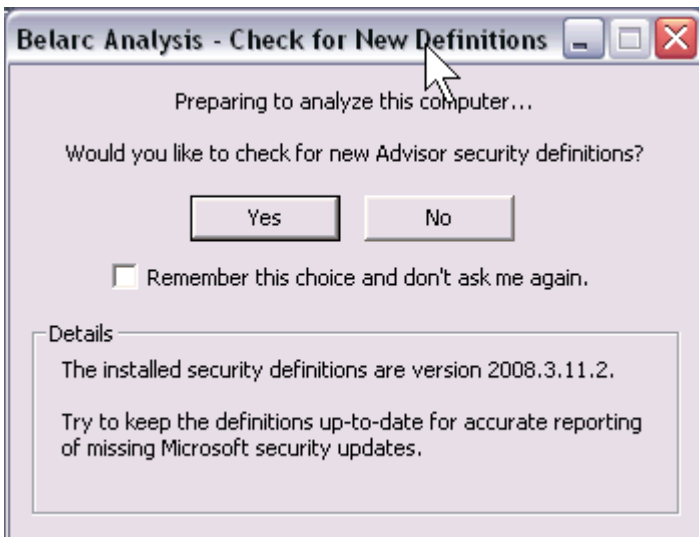
## Install Belarc Advisor Software:

After downloading and saving the software it must now be installed. Double-left click on the advisor.exe icon that has been placed on your desktop.



## Install Belarc Advisor Software:

The program will now be installed on your computer. Click the Yes button to make sure you receive the latest security definitions.



## Run Belarc Advisor Software:

After downloading and installing Belarc Software the below link will be added to your Computer Desktop. Double-click on the yellow box. The Belarc program will now update the latest virus and security signatures. This will take 1-2 minutes.



# Belarc Software Results:

A complete Computer Profile Summary will now automatically be shown in your web-browser

**Belarc Advisor**  
PC Audits in Your Web Browser!

The license associated with the Belarc Advisor product allows for **free personal use only**. Use on multiple computers in a corporate, educational, military or government installation is prohibited. See the [license agreement](#) for details. The information on this page was created locally on your computer by the Belarc Advisor. Your computer profile was not sent to a web server. [Click here for more info.](#)

**About Belarc**  
[System Management Products](#)  
[Your Privacy](#)

**System Security Status**

- CIS Benchmark Score: **1.88** of 10 ([details...](#))
- Virus Protection: **Unknown**
- Microsoft Security Updates: **2 missing**

**Computer Profile Summary**  
Computer Name: Black-max (in THERMO) — Black-max Office  
Profile Date: Saturday, March 29, 2008 10:15:43 AM  
Advisor Version: 7.2x  
Windows Logon: Mark

[Click here for Belarc's System Management products, for large and small companies.](#)

Operating System		System Model	
Windows XP Professional Service Pack 2 (build 2600)		No details available	
Processor <sup>a</sup>		Main Circuit Board <sup>b</sup>	
2.40 gigahertz AMD Athlon 64 64 kilobyte primary memory cache 1024 kilobyte secondary memory cache		Board: ASUSTeK Computer Inc. K8VSEDX Rev 2.00 Bus Clock: 200 megahertz BIOS: American Megatrends Inc. 1005.006 11/29/2004	
Drives		Memory Modules <sup>c,d</sup>	
664.03 Gigabytes Usable Hard Drive Capacity 497.46 Gigabytes Hard Drive Free Space  LITE-ON DVD SOHD-16P9S [CD-ROM drive]		2048 Megabytes Installed Memory  Slot 'DIMM0' has 1024 MB Slot 'DIMM1' has 1024 MB Slot 'DIMM2' is Empty	
Local Drive Volumes			
Maxtor 6B160P0 [Hard drive] (163.93 GB) -- drive 1, s/n B42CNH3H, rev BAH41G10, <a href="#">SMART</a> Status: Healthy		c: (NTFS on drive 0) 209.71 GB 191.49 GB free	
ST3500630A [Hard drive] (500.11 GB) -- drive 0, s/n 9QG3NH2C, rev 3.AAF, <a href="#">SMART</a> Status: Healthy		d: (NTFS on drive 1) 163.92 GB 91.31 GB free	
		e: (NTFS on drive 0) 290.39 GB 214.66 GB free	

http://www.belarc.com/ba5.html?B My Computer 100%

## Save Results:

The next step is to save the results. Click on File, then Save As

The screenshot shows a Windows Internet Explorer browser window titled "Belarc Advisor Current Profile - Windows Internet Explorer". The address bar shows the URL "C:\Program Files\Belarc\Advisor\System\tmp\Black-max.html". The "File" menu is open, with "Save As..." selected. The main content area displays the Belarc Advisor logo and a "Computer Profile Summary" for a computer named "Black-max (in THERMO) — Black-max Office".

**Computer Profile Summary**  
Computer Name: Black-max (in THERMO) — Black-max Office  
Profile Date: Saturday, March 29, 2008 10:15:43 AM  
Advisor Version: 7.2x  
Windows Logon: Mark

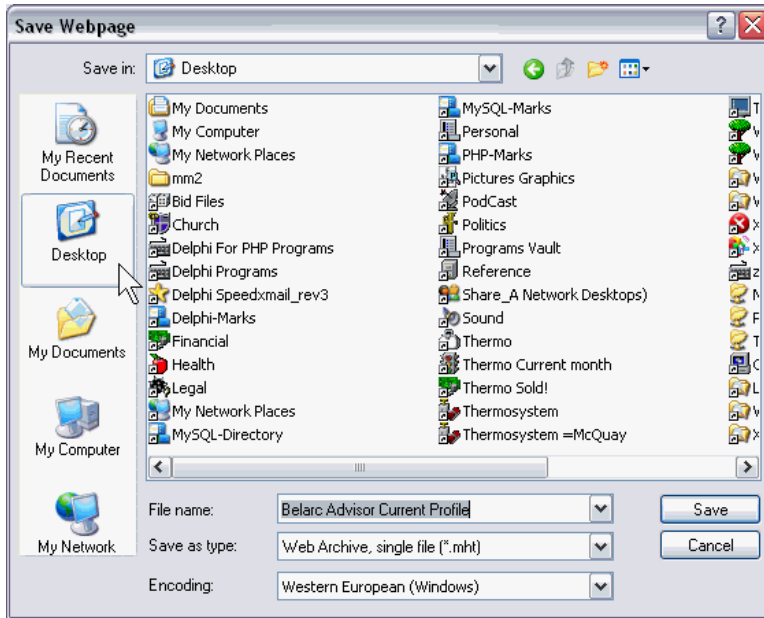
[Click here for Belarc's System Management products, for large and small companies.](#)

Operating System	System Model
Windows XP Professional Service Pack 2 (build 2600)	No details available
Processor <sup>a</sup>	Main Circuit Board <sup>b</sup>
2.40 gigahertz AMD Athlon 64 64 kilobyte primary memory cache 1024 kilobyte secondary memory cache	Board: ASUSTeK Computer Inc. K8VSEDX Rev 2.00 Bus Clock: 200 megahertz BIOS: American Megatrends Inc. 1005.006 11/29/2004
Drives	Memory Modules <sup>c,d</sup>
664.03 Gigabytes Usable Hard Drive Capacity 497.46 Gigabytes Hard Drive Free Space  LITE-ON DVD SOHD-16P9S [CD-ROM drive]  Maxtor 6B160P0 [Hard drive] (163.93 GB) -- drive 1, s/n B42CNH3H, rev BAH41G10, <a href="#">SMART</a> Status: Healthy ST3500630A [Hard drive] (500.11 GB) -- drive 0, s/n 9QG3NH2C, rev 3.AAF, <a href="#">SMART</a> Status: Healthy	2048 Megabytes Installed Memory  Slot 'DIMM0' has 1024 MB Slot 'DIMM1' has 1024 MB Slot 'DIMM2' is Empty
Local Drive Volumes	
c: (NTFS on drive 0)	209.71 GB 191.49 GB free
d: (NTFS on drive 1)	163.92 GB 91.31 GB free
e: (NTFS on drive 0)	290.39 GB 214.66 GB free

Saves this document as a file. 100%

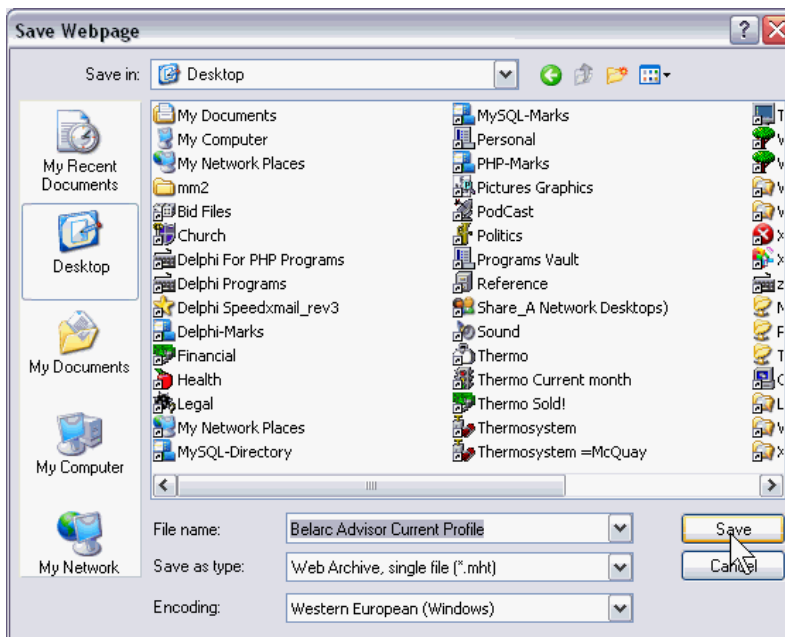
## Saving the Computer Profile:

You can save this file anywhere... however to make things easy we suggest saving to your Desktop.



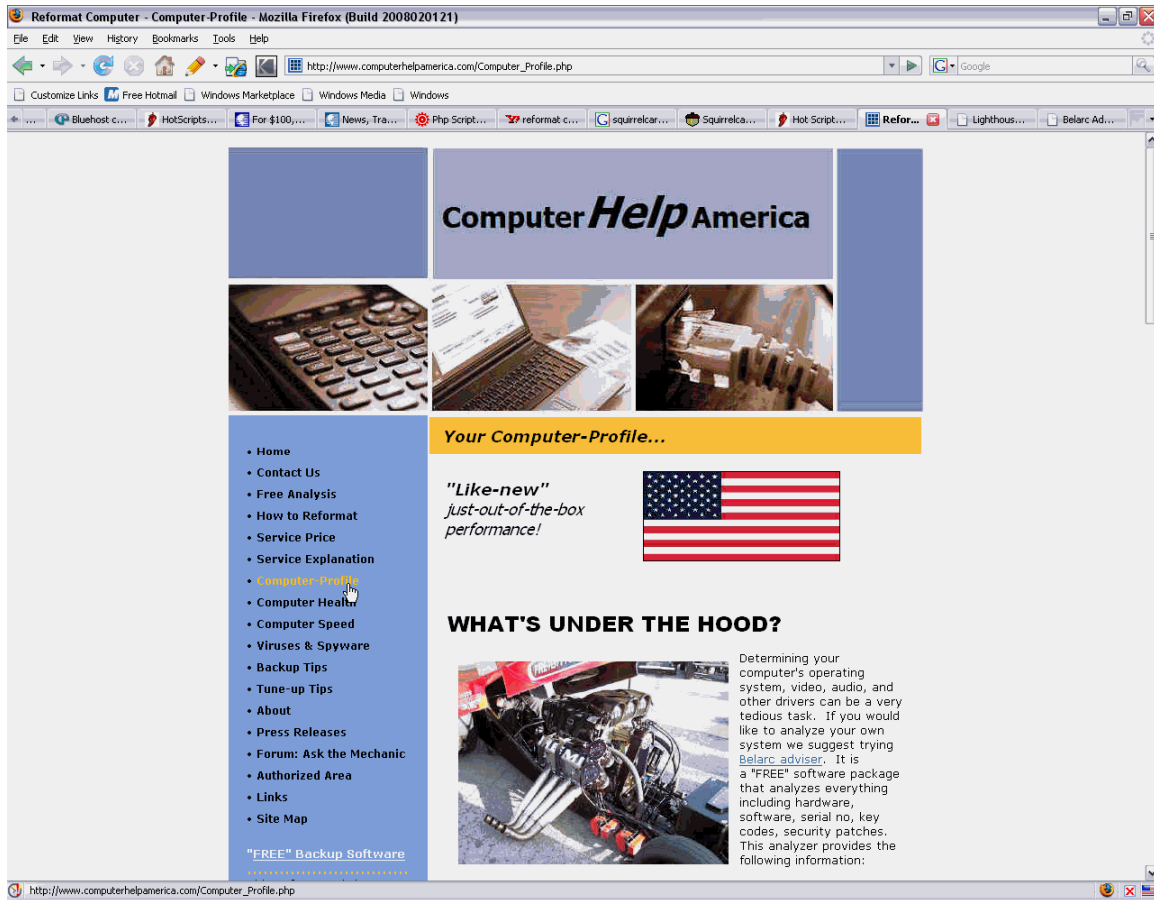
## Save Results:

The save as File name should be "Belarc Advisor Current Profile. Click on the Save button.



# Go To Computer Help America:

In your web browser go to [www.ComputerHelpAmerica.com](http://www.ComputerHelpAmerica.com). Select the Computer Profile menu.



The screenshot shows a Mozilla Firefox browser window with the address bar displaying [http://www.computerhelpamerica.com/Computer\\_Profile.php](http://www.computerhelpamerica.com/Computer_Profile.php). The website features a blue header with the text "Computer *Help* America". Below the header are three images: a keyboard, a laptop, and a person working on a computer. A yellow banner reads "Your Computer-Profile...". To the left is a blue navigation menu with the following items: Home, Contact Us, Free Analysis, How to Reformat, Service Price, Service Explanation, **Computer Profile**, Computer Health, Computer Speed, Viruses & Spyware, Backup Tips, Tune-up Tips, About, Press Releases, Forum: Ask the Mechanic, Authorized Area, Links, and Site Map. Below the menu is a link for "FREE" Backup Software. The main content area includes the text "Like-new" just-out-of-the-box performance! next to an American flag. Below this is a section titled "WHAT'S UNDER THE HOOD?" with an image of a car engine and a paragraph of text explaining the service.

**Computer *Help* America**

**Your Computer-Profile...**

*"Like-new"*  
*just-out-of-the-box*  
*performance!*

**WHAT'S UNDER THE HOOD?**

Determining your computer's operating system, video, audio, and other drivers can be a very tedious task. If you would like to analyze your own system we suggest trying [Belarc adviser](#). It is a "FREE" software package that analyzes everything including hardware, software, serial no, key codes, security patches. This analyzer provides the following information:

## Scroll To the “Upload Computer Profile” Box:

Scroll to the “Upload Computer Profile” box and enter your name and E-mail information and then click on the Browse button.

### DO YOU NEED HELP?

The BIG QUESTION...

1. Should I update?
2. Is the most economic decision to buy new?

We can help answer these tough questions for you. **Simply follow the directions below and up-load the file to our lab.** Your results will be interpreted and our professional opinion given. This is a FREE-SERVICE! This is just a part of our "Open & Honest" client relationship. Need help saving your Belarc Computer Profile : [Download Belarc Help File](#)

#### Upload Profile File

\* - required

\*Name:

\*E-mail Address:

\*Upload File:

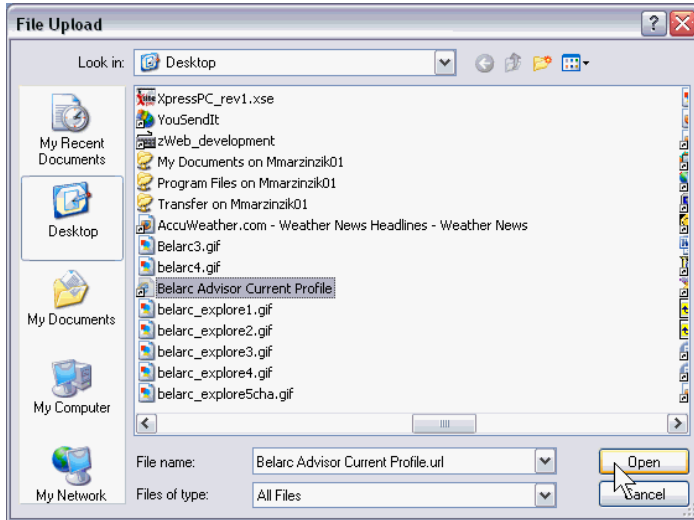
\*Subject:

(chars left: 10000)

\*Notes:

## Select Belarc File:

Look in the Desktop for the file “Belarc Advisor Current Profile” then click the Open button.



## Form Completion:

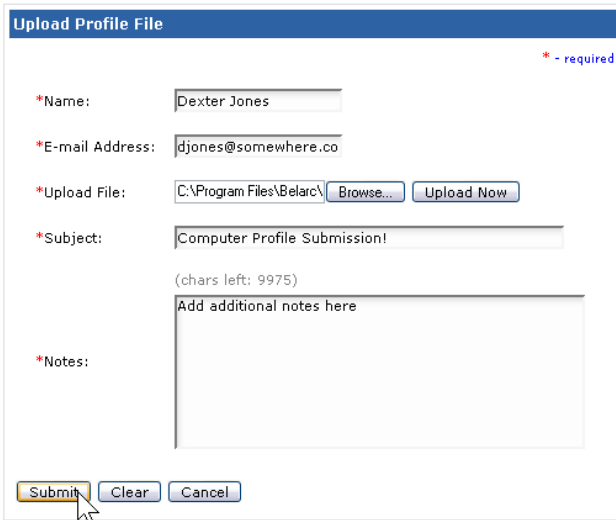
Provide our lab with additional notes or information then click submit .

### DO YOU NEED HELP?

The BIG QUESTION...

1. Should I update?
2. Is the most economic decision to buy new?

We can help answer these tough questions for you. **Simply follow the directions below and up-load the file to our lab.** Your results will be interpreted and our professional opinion given. This is a FREE-SERVICE! This is just a part of our "Open & Honest" client relationship. Need help saving your Belarc Computer Profile : [Download Belarc Help File](#)

A screenshot of a web form titled "Upload Profile File". The form has a blue header bar with the title. Below the header, there are several fields with red asterisks indicating they are required. The fields are: "Name" with the value "Dexter Jones"; "E-mail Address" with the value "djones@somewhere.co"; "Upload File" with a file path "C:\Program Files\Belarc\" and "Browse..." and "Upload Now" buttons; "Subject" with the value "Computer Profile Submission!"; and "Notes" with a text area containing "Add additional notes here". At the bottom of the form, there are "Submit", "Clear", and "Cancel" buttons. A mouse cursor is pointing at the "Submit" button.

## Form Completion:

Provide our lab with additional notes or information then click the submit button. You will be asked to confirm the information. Now click the Confirm button.

**Upload Profile File**

Please confirm that the following data is correct:

Name: Dexter Jones

E-mail Address: [diones@somewhere.com](mailto:diones@somewhere.com)

Upload File: <http://www.computerhelpamerica.com/FORMfields>

Subject: Computer Profile Submission!

Notes: Add additional notes here

## Submission Complete:

Your computer profile has now been sent to Computer Help America's Lab. Please allow 48-hours for our technicians to examine your profile. Our suggestions will then be E-mailed back to you.

**Upload Profile File**

**Thank you for your submission.**

[Please click here if your browser does not redirect in 4 seconds.](#)

## E-mail Confirmation:

An E-mail confirmation will let you know the Lab has received your report.

Thank you for contacting Computer Help America. Please expect a response within 48 hours.  
Regards,

Computer Help America  
<http://www.computerhelpamerica.com>